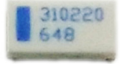


# ANTENNA

## SELECTOR GUIDE



BT/Wi-Fi/Zigbee/WLAN



**M310220** (Peak gain = -1.3 dBi)  
 - 2.4GHz, Avg. Efficiency = 75%  
 - 3x1.5x1.08mm, EVB available



**BTR2458** (Multiposition Antenna)  
 - 2.4 and 5 GHz, gain = 2 dBi  
 - 99.5 x 11 mm (max)



**1000146** (Stamped Metal)  
 - Peak gain = 3.5 dBi  
 - 2.4/4.9/5.2/5.8 GHz (802.11 a/b/g/n + Japan)  
 - 17.9 x 6.9 x 4.3 mm



**WCO-2400-WMB**  
 (2.4 GHz Wall-Mount Omni Antenna)  
 - Waterproof Compact UV-resistant/  
 Flame retardant sheath, Peak gain = 2.5 dBi  
 - Sheath approx 116mm + connector + bracket



**1001932FT** (Tunable Embedded Antenna (FPC), Peak gain = 4.4 dBi)  
 - 2.4GHz/5GHz, Max Efficiency = 78%  
 - 35.2 x 8.5 x 0.15 mm



**BT-ComPact**  
 (2.4 GHz 1/4 Wave Stubby Antenna)  
 - 27 x 7.5 mm (max)  
 - Peak gain = 0 dBi

GPS/GNSS



**M830120** (Peak gain = 1.78 dBi)  
 - 1.575 GHz, Avg. Efficiency = 75%  
 - 8x3x1.3mm, EVB available



**GPS-Stubby**  
 (Active GPS Subby Antenna)  
 - 67x18.5mm, LNA Peak gain = 28 dB



**1002427** (SMD-Stamped Metal)  
 - 868 MHz, 915 MHz, 1.5 GHz  
 - 31.20x3.20x1.80mm



**QHP1516** (GPS/GLONASS Passive Helical Stub Antenna), Avg. gain = 3 dBiC  
 - 53x28.5mm (hxd excl. stud)



**1001011** (SMD - Embedded On Ground and Off Ground (PCB))  
 - 1.575 GHz, Peak gain = -1.8 dBi  
 - 22.0x3.2x3.3mm



**GPS3626** (Internal Active GPS Patch Antenna with cable/connector)  
 - 20x20x6mm, LNA gain = 26 dB



**1002857** (External EtherHelix Mission Critical GPS Antenna)  
 - 1.575 GHz, Avg. Efficiency = 27% (RHCP)  
 - 34.0mm height/15.0mm diameter



**GPS3602** (Internal Passive Patch GPS Antenna with cable/connector)  
 - 20x20x6mm

### Hirschmann Solutions Satellite Communication Systems



<b>ORBCOMM + CELLULAR + GPS</b>	HORB-S2-0101A	<b>IRIDIUM smart antennas</b>	HIRD-SX-0129A...
<b>IRIDIUM + CELLULAR + GPS</b>	HIRD-S2-0105A-01	<b>ORBCOMM + GPS</b>	HORB-SG-0103A-01
<b>IRIDIUM+GPS+WLAN/BLUETOOTH</b>	HIRD-S2-0117A-01	<b>IRIDIUM + GPS</b>	HIRD-SG-...



5400 West Rosecrans Avenue, Hawthorne, California 90250  
 866.506.8829 (U.S. Only) | 310.536.6190 | www.SymmetryElectronics.com

# ANTENNA SELECTOR GUIDE



3G/4G/LTE



**P822601** (LTE CAT-M (PCB))  
- Octa-Band Cellular 700/750/850/  
900/1800/1900/2100/2700 MHz  
- 50.0 x 8.0 x 3.2 mm, Peak gain = 3.9 dBi



**1002436** (Vertical Wideband (PCB))  
- LTE 704-960MHz /1710-2700MHz  
- 50.6x19.6x1.6mm, Peak gain = 3.5 dBi



**1002289** (FPC Coax cable & connector)  
- Octa-Band Cellular 700/750/850/  
900/1800/1900/2100/2700 MHz  
- 53.6x25.1x1.25mm



**1003657** (External with MMCX)  
- 704-746, 746-787, 1710-1755,  
2110-2155 MHz, Peak gain = 3.4 dBi  
- 100.0 x 20.0 x 2.2 mm antenna element



**1004112** (External LTE Hinged)  
- 690-960, 1710-2200, 2500-2700 Mhz  
- 218.3 x 27.0 x 13.4 mm  
- Peak gain = 4.5 dBi



**1002292** (FPC - Ufl connector)  
- 700/750/850/900/1800/1900/  
2100/2700 MHz  
- 53 x 25 x 0.15 mm (1.25mm high  
at cable solder connection)



**WTR7270** (Multi-position Antenna)  
- Wideband LTE, 4G, 3G & GSM  
690-960/1710-2700MHz  
- 171 x 18mm (max), gain = 1 dBi



**PTR2700** (Multi-position Antenna)  
- 806-960/1710-2170/2500-2700 MHz  
- 171 x 18mm (max), gain = 1.5 dBi




**PTR7210** (Multi-position Antenna)  
- 690-960/1710-2170 MHz  
- 171 x 18mm (max), gain = 0 dBi



**LTF7270** (Multiposition Captive)  
- 4G/LTE 690-960/1710-2700 MHz  
- 183x 18mm approx., Peak gain = 1 dBi

ISM/UWB/LoRa



**M620720** (EVb available)  
- 868MHz / 915MHz  
- 6x2x1.1mm, Peak gain = 2.56 dBi



**1003656** (External UWB Hinged)  
- 3.10-10.60 GHz, Peak gain = 2.0 dBi  
- 85.0 mm length, 10 mm diameter



**W915-RS** (1/4 Wave Whip Antenna)  
- 915 MHz, Peak gain = 3 dBi  
- 80x14.5mm



**WCO** (Waterproof Compact Dipole Antenna)  
- 915 MHz, Peak gain = 2 dBi  
- 142x 21 mm (hxd) incl. connector



**BKR868** (1/2 Wave Dipole Antenna)  
- 868 MHz, Peak gain = 2 dBi  
- 221x13mm (lxd) approx



**MW868** (1/4 Wave Whip Antenna)  
- 868 MHz  
- 84x14.5mm

## Services

- Cables & Connectors
- Return loss measurements
- Integration Services
- 3D radiation patterns
- Matching & Efficiency
- Pre-Certification RF testing



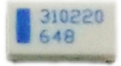
5400 West Rosecrans Avenue, Hawthorne, California 90250  
866.506.8829 (U.S. Only) | 310.536.6190 | www.SymmetryElectronics.com

# ANTENNA

## SELECTOR GUIDE



BT/Wi-Fi/Zigbee/WLAN



**M310220** (Peak gain = -1.3 dBi)  
 - 2.4GHz, Avg. Efficiency = 75%  
 - 3x1.5x1.08mm, EVB available



**BTR2458** (Multiposition Antenna)  
 - 2.4 and 5 GHz, gain = 2 dBi  
 - 99.5 x 11 mm (max)



**1000146** (Stamped Metal)  
 - Peak gain = 3.5 dBi  
 - 2.4/4.9/5.2/5.8 GHz (802.11 a/b/g/n + Japan)  
 - 17.9 x 6.9 x 4.3 mm



**WCO-2400-WMB**  
 (2.4 GHz Wall-Mount Omni Antenna)  
 - Waterproof Compact UV-resistant/  
 Flame retardant sheath, Peak gain = 2.5 dBi  
 - Sheath approx 116mm + connector + bracket



**1001932FT** (Tunable Embedded Antenna (FPC), Peak gain = 4.4 dBi)  
 - 2.4GHz/5GHz, Max Efficiency = 78%  
 - 35.2 x 8.5 x 0.15 mm



**BT-ComPact**  
 (2.4 GHz 1/4 Wave Stubby Antenna)  
 - 27 x 7.5 mm (max)  
 - Peak gain = 0 dBi

GPS/GNSS



**M830120** (Peak gain = 1.78 dBi)  
 - 1.575 GHz, Avg. Efficiency = 75%  
 - 8x3x1.3mm, EVB available



**GPS-Stubby**  
 (Active GPS Subby Antenna)  
 - 67x18.5mm, LNA Peak gain = 28 dB



**1002427** (SMD-Stamped Metal)  
 - 868 MHz, 915 MHz, 1.5 GHz  
 - 31.20x3.20x1.80mm



**QHP1516** (GPS/GLONASS Passive Helical Stub Antenna), Avg. gain = 3 dBiC  
 - 53x28.5mm (hxd excl. stud)



**1001011** (SMD - Embedded On Ground and Off Ground (PCB))  
 - 1.575 GHz, Peak gain = -1.8 dBi  
 - 22.0x3.2x3.3mm



**GPS3626** (Internal Active GPS Patch Antenna with cable/connector)  
 - 20x20x6mm, LNA gain = 26 dB



**1002857** (External EtherHelix Mission Critical GPS Antenna)  
 - 1.575 GHz, Avg. Efficiency = 27% (RHCP)  
 - 34.0mm height/15.0mm diameter



**GPS3602** (Internal Passive Patch GPS Antenna with cable/connector)  
 - 20x20x6mm

### Hirschmann Solutions Satellite Communication Systems



<b>ORBCOMM + CELLULAR + GPS</b>	HORB-S2-0101A	<b>IRIDIUM smart antennas</b>	HIRD-SX-0129A...
<b>IRIDIUM + CELLULAR + GPS</b>	HIRD-S2-0105A-01	<b>ORBCOMM + GPS</b>	HORB-SG-0103A-01
<b>IRIDIUM+GPS+WLAN/BLUETOOTH</b>	HIRD-S2-0117A-01	<b>IRIDIUM + GPS</b>	HIRD-SG...



5400 West Rosecrans Avenue, Hawthorne, California 90250  
 866.506.8829 (U.S. Only) | 310.536.6190 | www.SymmetryElectronics.com

# ANTENNA SELECTOR GUIDE



3G/4G/LTE



**P822601** (LTE CAT-M (PCB))  
- Octa-Band Cellular 700/750/850/  
900/1800/1900/2100/2700 MHz  
- 50.0 x 8.0 x 3.2 mm, Peak gain = 3.9 dBi



**1002436** (Vertical Wideband (PCB))  
- LTE 704-960MHz /1710-2700MHz  
- 50.6x19.6x1.6mm, Peak gain = 3.5 dBi



**1002289** (FPC Coax cable & connector)  
- Octa-Band Cellular 700/750/850/  
900/1800/1900/2100/2700 MHz  
- 53.6x25.1x1.25mm



**1003657** (External with MMCX)  
- 704-746, 746-787, 1710-1755,  
2110-2155 MHz, Peak gain = 3.4 dBi  
- 100.0 x 20.0 x 2.2 mm antenna element



**1004112** (External LTE Hinged)  
- 690-960, 1710-2200, 2500-2700 Mhz  
- 218.3 x 27.0 x 13.4 mm  
- Peak gain = 4.5 dBi



**1002292** (FPC - Ufl connector)  
- 700/750/850/900/1800/1900/  
2100/2700 MHz  
- 53 x 25 x 0.15 mm (1.25mm high  
at cable solder connection)



**WTR7270** (Multi-position Antenna)  
- Wideband LTE, 4G, 3G & GSM  
690-960/1710-2700MHz  
- 171 x 18mm (max), gain = 1 dBi



**PTR2700** (Multi-position Antenna)  
- 806-960/1710-2170/2500-2700 MHz  
- 171 x 18mm (max), gain = 1.5 dBi




**PTR7210** (Multi-position Antenna)  
- 690-960/1710-2170 MHz  
- 171 x 18mm (max), gain = 0 dBi



**LTF7270** (Multiposition Captive)  
- 4G/LTE 690-960/1710-2700 MHz  
- 183x 18mm approx., Peak gain = 1 dBi

ISM/UWB/LoRa



**M620720** (EVb available)  
- 868MHz / 915MHz  
- 6x2x1.1mm, Peak gain = 2.56 dBi



**1003656** (External UWB Hinged)  
- 3.10-10.60 GHz, Peak gain = 2.0 dBi  
- 85.0 mm length, 10 mm diameter



**W915-RS** (1/4 Wave Whip Antenna)  
- 915 MHz, Peak gain = 3 dBi  
- 80x14.5mm



**WCO** (Waterproof Compact Dipole Antenna)  
- 915 MHz, Peak gain = 2 dBi  
- 142x 21 mm (hxd) incl. connector



**BKR868** (1/2 Wave Dipole Antenna)  
- 868 MHz, Peak gain = 2 dBi  
- 221x13mm (lxd) approx



**MW868** (1/4 Wave Whip Antenna)  
- 868 MHz  
- 84x14.5mm

## Services

- Cables & Connectors
- Return loss measurements
- Integration Services
- 3D radiation patterns
- Matching & Efficiency
- Pre-Certification RF testing



5400 West Rosecrans Avenue, Hawthorne, California 90250  
866.506.8829 (U.S. Only) | 310.536.6190 | www.SymmetryElectronics.com